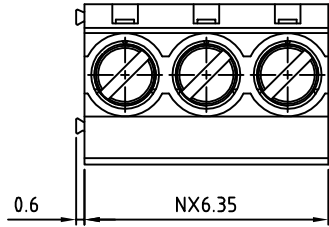


SIGN	DATE	DESCRIPTION	APPROVER
------	------	-------------	----------

THIS IS CAD DRAWING, DO NOT REVISE MANUALLY!!!



**Material**

- Terminal body
- (metal housing): Brass(CuZn)
- Terminal screw: Steel Zinc plating "-" slot type
- Contacts: Brass
- Surface of solder tail: Tin plated
- Insulator (housing): Thermoplastic (UL94V-0)

**Electrical**

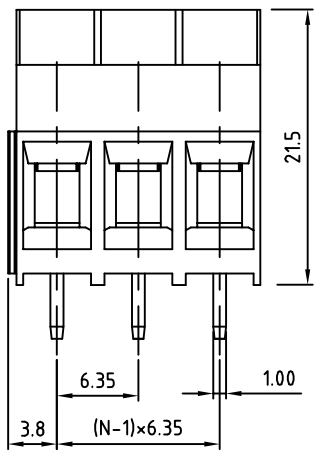
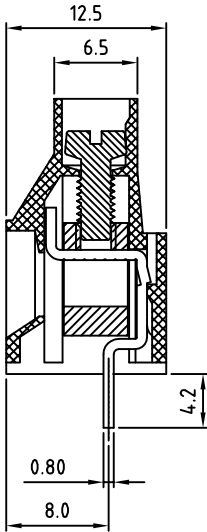
- Voltage rating: 300VAC
- Current rating: 25A
- Wire range:
  - Solid wire(AWG): 12-24
  - Stranded wire(AWG): 12-24
- Torque(Lb-In): 4.3
- Screw: M3
- Wire strip length: 6-7mm
- Withstanding Voltage: 1.6KV
- Operating temperature: -30°C to +105°C
- Soldering temperature: 250°C±10°C/5 Sec
- Safety Approval: us

RoHS Compliant

PART NUMBER:

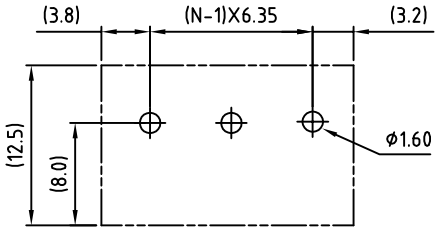
**OSTT7XX0150**

No. of Poles	COLOR
02 2 Poles	0: Black
03 3 Poles	5: Green (Standard)
...	6: Blue
24 24 Poles	8: Grey



N=Number of poles

**P.C.B LAYOUT**



THESE DRAWINGS AND SPECIFICATIONS ARE THE PROPERTY OF ON-SHORE TECHNOLOGY, INC. AND SHALL NOT BE REPRODUCED, COPIED OR USED IN ANY MANNER WITHOUT THE PRIOR WRITTEN CONSENT OF ON-SHORE TECHNOLOGY, INC.



TITLE		OSTT7 6.35mm Series				
PART NO.	OSTT7XX0150	DWG NO.	OSTT7XX0150.DWG			
APPROVED	CHECKED	DESIGNED	DRAWN	CUST NO.	Tolerance	
Shi Jun 2006.10.21	Marvin 2006.10.21	Marvin 2006.10.21	Marvin 2006.10.21		X. ±0.50 X.X ±0.30 X.XX ±0.10 X° ±1°	
SHEET: 01/01				REV.: F	UNIT: mm SCALE: NONE	